

Indowind Energy Limited



Indowind

"Kothari Building" 4th Floor 114 MG Road Nungambakkam Chennai 600 034


Tel : 044 2833 0867 / 1310 / 1956 / 57 / 58 / 59 Fax : 044 2833 0208

E-mail : contact@indowind.com


www.indowind.com

Statement Showing Shareholding Pattern

Name of the Company :		INDOWIND ENERGY LIMITED						
Scrip Code :		532894	Quarter Ended :		30 June 2010			
Category code	Category of Shareholder	Number of Share holders	Total number of shares	Number of shares held in dematerialized form	Total shareholding as a percentage of total number of shares		Shares pledged or otherwise encumbered	
					As a percentage of (A+B) ¹	As a percentage of (A+B+C)	Number of Shares	As a Percentage (IX) = (VIII)/(IV)* 100
(I)	(II)	(III)	(IV)	(V)	(VI)	(VII)	(VIII)	(IX)
(A)	Promoter and Promoter Group							
1	Indian							
(a)	Individuals / Hindu Undivided Family	4	7472990	4931995	15.02	15.02	0	0.00
(b)	Central Government / State Government(s)	0	0	0	0.00	0.00	0	0.00
(c)	Bodies Corporate	3	17113036	10229882	34.40	34.40	500000	2.92
(d)	Financial Institutions / Banks	0	0	0	0.00	0.00	0	0.00
(e)	Any Others(Specify)							
	Sub Total (A)(1)	7	24586026	15161877	49.43	49.43	500000	2.03
2	Foreign							
a	Individuals (Non - Residents Individuals / Foreign Individuals)	0	0	0	0.00	0.00	0	0.00
b	Bodies Corporate	0	0	0	0.00	0.00	0	0.00
c	Institutions	0	0	0	0.00	0.00	0	0.00
d	Any Others(Specify)							
	Sub Total(A)(2)	0	0	0	0.00	0.00	0	0.00
	Total Shareholding of Promoter and Promoter Group (A)= (A)(1)+(A)(2)	7	24586026	15161877	49.43	49.43	500000	2.03




(B)	Public shareholding							
1	Institutions							
(a)	Mutual Funds / UTI	0	0	0	0.00	0.00	0	0.00
(b)	Financial Institutions / Banks	4	3979234	2512568	8.00	8.00	0	0.00
(c)	Central Government / State Government(s)	0	0	0	0.00	0.00	0	0.00
(d)	Venture Capital Funds	0	0	0	0.00	0.00	0	0.00
(e)	Insurance Companies	0	0	0	0.00	0.00	0	0.00
(f)	Foreign Institutional Investors	1	1349978	1349978	2.71	2.71	0	0.00
(g)	Foreign Venture Capital Investors	0	0	0	0.00	0.00	0	0.00
(h)	Any Other (specify)						0	0.00
	Sub-Total (B)(1)	5	5329212	3862546	10.71	10.71	0	0.00
2	Non-institutions						0	0.00
(a)	Bodies Corporate	648	10322202	10322202	20.75	20.75	0	0.00
(b)	Individuals							
I	Individuals -i. Individual shareholders holding nominal share capital up to Rs 1 lakh	25812	6879110	6879075	13.83	13.83	0	0.00
II	ii. Individual shareholders holding nominal share capital in excess of Rs. 1 lakh.	47	2000724	2000724	4.02	4.02	0	0.00
(c)	Trusts	3	1050	1050	0.002	0.002	0	0.00
(d)	Any Other (specify)							
(d-i)	Clearing Member	104	278792	278792	0.56	0.56	0	0.00
(d-ii)	NRI (Repat)	322	310510	310510	0.62	0.62	0	0.00
(d-iii)	Directors / Relative & Friends	12	33860	1400	0.06	0.06	0	0.00
	Sub-Total (B)(2)	26948	19826248	19793753	39.85	39.85	0	0.00
(B)	Total Public Shareholding (B)= (B)(1)+(B)(2)	26953	25155460	23656299	50.57	50.57	0	0.00
	TOTAL (A)+(B)	26960	49741486	38818176	100	100	500000	1.00
(C)	Shares held by Custodians and against which Depository Receipts have been issued	0	0	0	0.00	0.00	0	0.00
	GRAND TOTAL (A)+(B)+(C)	26960	49741486	38818176	100	100	500000	1.00



(I) (b) Statement showing Shareholding of persons belonging to the category Promoter and Promoter Group”

Sr. No.	Name of Shareholder	Total Shares held		Shares pledged or otherwise encumbered		
		Number	As a% of grand total (A)+(B)+(C)	Number	As a percentage	As a% of grand total (A)+(B)+(C) of sub-clause (I)(a)
(I)	(II)	(III)	(IV)	(V)	(VI)=(V)/(III)* 100	(VII)
1	SUBUTHI FINANCE LTD	6494265	13.06	500000	7.70	1.00
2	LOYAL CREDIT & INVESTMENTS LIMITED	7697871	15.48	0	0.00	0.00
3	K.V. BALA	4356995	8.76	0	0.00	0.00
4.	K.S.RAVINDRANATH	1784995	3.59	0	0.00	0.00
5	SUBUTHI INVESTMENTS PVT LIMITED	2920900	5.87	0	0.00	0.00
6	K V MANOHARAN	756000	1.51	0	0.00	0.00
7	K B PRATHADEVI	575000	1.16	0	0.00	0.00
	TOTAL	24586026	49.43	500000	2.03	1.00




(I) (c) Statement showing Shareholding of persons belonging to the category "Public" and holding more than 1% of the total number of shares

Sr. No	Name of the shareholder	Number of shares	Shares as a percentage of total number of shares {i.e., Grand Total (A)+(B)+(C) indicated in Statement at para (I) (a) above}
1	ICICI BANK LTD	3681234	7.40
2	COMMENDAM INVESTMENTS P LTD	1505204	3.03
3	CREDO INDIA THEMATIC FUND LIMITED	1349978	2.71
4	KARUMUTHU FINANCE LTD	1824000	3.67
5	ANAND RATHI SHARE AND STOCK BROKERS LIMITED	555293	1.12
6	ANAND RATHI GLOBAL FINANCE LIMITED	902547	1.81
7	ADITYA BIRLA MONEY LIMITED	500000	1.01
8	ANAND RATHI COMMODITIES LIMITED	654244	1.31
	TOTAL	10972500	22.06

(I) (d) Statement showing details of locked in shares

Sr. No.	Name of the shareholder	Category of shareholders (Promoter / Public)	Number of locked-in shares	Locked-in-shares as a percentage of total number of shares {i.e. Grand Total (A)+(B)+(C) indicated in Statement at para (I) (a) above}
1	K V BALA	PROMOTERS	2816995	5.66
2	LOYAL CREDIT & INVESTMENTS LTD	PROMOTERS	4064000	8.17
3	SUBUTHI FINANCE LTD	PROMOTERS	3046615	6.12
4	ICICI BANK LTD	PUBLIC	2000000	4.02
5	SUBUTHI INVESTMENT (P) LTD	PROMOTERS	2920900	5.87
	TOTAL		14848510	29.85



(II) (s) Statement showing details of Depository Receipts(DRs)

Sr. No.	Type of outstanding DR (ADRs, GDRs, SDRs, etc.)	Number of outstanding DRs	Number of shares underlying outstanding DRs	Shares underlying outstanding DRs as a percentage of total number of shares {i.e., Grand Total (A) +(B)+(C) indicated in Statement at para (I)(a) above}
1	NIL	NIL	0	0.00
TOTAL			0	0.00

(II) (b) Statement showing Holding of Depository Receipts (DRs), where underlying shares are in excess of 1% of the total number of shares

Sr. No.	Name of the DR Holder	Type of outstanding DR (ADRs, GDRs, SDRs, etc.)	Number of shares underlying outstanding DRs	Shares underlying outstanding DRs as a percentage of total number of shares {i.e., Grand Total (A)+(B)+(C) indicated in Statement at para (I) (a) above}
1	NIL	NIL	0	0.00
TOTAL			0	0.00

