



Indowind Energy Ltd

CIN : L40108TN1995PLC032311
E-mail : contact@indowind.com

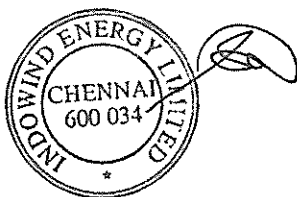
(1) (a) Statement Showing Shareholding Pattern

Name of the Company : INDOWIND ENERGY LIMITED

Scrip code : 532894	Name of the Scrip : INDOWIND	Class of Security : Equity	
Pre - Forfeiture		Shareholding Pattern As on : 30th September 2015	
Partly paid-up shares	No. Of partly paid-up shares	As a % of total no. of partly paid-up shares	As a % of total no. of shares of the company
Held by Promoter/Promoters group	0	0.00	0.00
Held by Public	0	0.00	0.00
Total	0	0.00	0.00
Outstanding convertible securities			
Held by Promoter/Promoters group	0	0.00	0.00
Held by Public	0	0.00	0.00
Total	0	0.00	0.00
Warrants			
Held by Promoter/Promoters group	0	0.00	0.00
Held by Public	0	0.00	0.00
Total	0	0.00	0.00
Total paid-up capital of the company assuming full conversion of warrants and convertible securities	0	89741486	

For INDOWIND ENERGY LIMITED


S. DIRAVIAM
Company Secretary






Indowind Energy Ltd


CIN : L40108TN1995PLC032311
E-mail : contact@indowind.com

Statement Showing Shareholding Pattern

Name of the Company :		INDOWIND ENERGY LIMITED						
Scrip Code :		532894	Quarter Ended :		30 th September 2015			
Category code	Category of Shareholder	Number of Share holders	Total number of shares	Number of shares held in dematerialized form	Total shareholding as a percentage of total number of shares		Shares pledged or otherwise encumbered	
					As a percentage of (A+B)	As a percentage of (A+B+C)	Number of Shares	As a Percentage (IX) = (VIII)/(IV)* 100
(I)	(II)	(III)	(IV)	(V)	(VI)	(VII)	(VIII)	(IX)
(A)	Promoter and Promoter Group							
1	Indian							
(a)	Individuals / Hindu Undivided Family	3	7797490	7797490	8.69	8.69	0	0.00
(b)	Central Government / State Government(s)	0	0	0	0.00	0.00	0	0.00
(c)	Bodies Corporate	5	30474019	25590865	33.96	33.96	4000000	13.13
(d)	Financial Institutions / Banks	0	0	0	0.00	0.00	0	0.00
(e)	Any Others(Specify)							
	Sub Total (A)(1)	8	38271509	33388355	42.65	42.65	4000000	10.45
2	Foreign							
a	Individuals (Non - Residents Individuals / Foreign Individuals)	1	756000	756000	0.84	0.84	0	0.00
b	Bodies Corporate	0	0	0	0.00	0.00	0	0.00
c	Institutions	0	0	0	0.00	0.00	0	0.00
d	Any Others(Specify)							
	Sub Total(A)(2)	0	0	0	0.00	0.00	0	0.00
	Total Shareholding of Promoter and Promoter Group (A)= (A)(1)+(A)(2)	9	39027509	34144355	43.49	43.49	4000000	10.25




(B)	Public shareholding							
1	Institutions							
(a)	Mutual Funds / UTI	0	0	0	0.00	0.00	0	0.00
(b)	Financial Institutions / Banks	1	225000	225000	0.25	0.25	0	0.00
(c)	Central Government / State Government(s)	0	0	0	0.00	0.00	0	0.00
(d)	Venture Capital Funds	0	0	0	0.00	0.00	0	0.00
(e)	Insurance Companies	0	0	0	0.00	0.00	0	0.00
(f)	Foreign Institutional Investors	0	0	0	0.00	0.00	0	0.00
(g)	Foreign Venture Capital Investors	0	0	0	0.00	0.00	0	0.00
(h)	Any Other (specify)						0	0.00
	Sub-Total (B)(1)	1	225000	225000	0.25	0.25	0	0.00
2	Non-institutions							
(a)	Bodies Corporate	417	3891489	3891489	4.34	4.34	0	0.00
(b)	Individuals							
I	Individuals -i. Individual shareholders holding nominal share capital up to Rs 1 lakh	34772	25823343	25803506	28.78	28.78	0	0.00
II	ii. Individual shareholders holding nominal share capital in excess of Rs. 1 lakh.	610	17809635	17795635	19.85	19.85	0	0.00
(c)	Trusts	0	0	0	0.00	0.00	0	0.00
(d)	Any Other (specify)							
(d-i)	Clearing Member	51	1354831	1354831	1.51	1.51	0	0.00
(d-ii)	NRI (Repat)	296	1603079	1603079	1.79	1.79	0	0.00
(d-iii)	Directors / Relative & Friends	3	6600	6600	0.007	0.007	0	0.00
	Sub-Total (B)(2)	36149	50488977	50455140	56.26	56.26	0	0.00
(B)	Total Public Shareholding (B)= (B)(1)+(B)(2)	36150	50713977	50680140	56.51	56.51	0	0.00
	TOTAL (A)+(B)	36159	89741486	84824495	100.00	100.00	4000000	4.46
(C)	Shares held by Custodians and against which Depository Receipts have been issued							
(c-i)	Promoter and Promoter Group	0	0	0	0.00	0.00	0	0.00
(c-ii)	Public	0	0	0	0.00	0.00	0	0.00
	GRAND TOTAL (A)+(B)+(C)	36159	89741486	84824495	100.00	100.00	4000000	4.46



(I) (b) Statement showing holding of securities (including shares, warrants, convertible securities) of persons belonging to the category Promoter and Promoter Group" as on 30th September 2015

Sr. No	Name of Shareholder	Total Shares held		Shares pledged or otherwise encumbered			Details of warrants		Details of convertible securities			
		Number	As a % of grand total (A)+(B)+(C)	Number	As a percentage	As a % of grand total (A)+(B)+(C) of sub-clause (I)(a)	Number of warrants held	As a % total number of warrants of the same class	Number of convertible securities held	% w.r.t total number of convertible securities of the same class	Total shares (including underlying shares assuming full conversion of warrants and convertible securities) as a % of diluted share capital	
(I)	(II)	(III)	(IV)	(V)	(VI) $(VI) = \frac{(V)}{(III)} \times 100$	(VII)	(VIII)	(IX)	(X)	(XI)	(XII)	
1	SUBUTHI FINANCE LTD	6421765	7.16	0	0.00	0.00	0	0.00	0	0.00	0	
2	LOYAL CREDIT & INVESTMENTS LTD	8125448	9.05	4000000	49.23	4.46	0	0.00	0	0.00	0	
3	BALA VENCKAT KUTTI	5437495	6.06	0	0.00	0.00	0	0.00	0	0.00	0	
4.	K.S.RAVINDRANATH	1784995	1.99	0	0.00	0.00	0	0.00	0	0.00	0	
5	IND ECO VENTURES LTD	6145653	6.85	0	0.00	0.00	0	0.00	0	0.00	0	
6	MANOHARAN V KUTTI	756000	0.84	0	0.00	0.00	0	0.00	0	0.00	0	
7	K B PRATHADEVI	575000	0.64	0	0.00	0.00	0	0.00	0	0.00	0	
8	INDUS CAPITAL PVT LTD	495000	0.55	0	0.00	0.00	0	0.00	0	0.00	0	
9	SOURA CAPITAL PRIVATE LTD	9286153	10.35	0	0.00	0.00	0	0.00	0	0.00	0	
	TOTAL	39027509	43.49	4000000	10.25	4.46	0	0	0.00	0	0	

Continuation Sheet




(I) (c) (i) Statement showing holding of securities (including shares, warrants, convertible securities) of persons belonging to the category "Public" and holding more than 1% of the total number of shares as on 30th September 2015

Sr. No	Name of the Shareholder	Number of Shares	Shares as a percentage of total number of shares (i.e., Grand Total (A)+(B)+(C) indicated in Statement at Para (I) (a) above)	Total shares (including underlying shares assuming full conversion of warrants and convertible securities) as a % of diluted share capital	Details of warrants		Details of convertible securities		Number of convertible securities held
					% w.r.t. total number of convertible securities of the same class	Number of warrants held	As a % total number of warrants of the same class	Number of convertible securities held	
1	IFCI FINANCIAL SERVICES LIMITED	1200000	1.34	0	0.00	0	0	0.00	0
	TOTAL	1200000	1.34	0	0.00	0	0	0.00	0

(II) (c) (ii) Statement showing holding of securities (including shares, warrants, convertible securities) of persons (together with PAC) belonging to the category "Public" and holding more than 5% of the total number of shares of the Company

Statement Showing Share Holding Of securities (including shares, warrants, convertible securities) of persons (together with PAC) belonging to the category "Public" and holding more than 5% of the total number of shares of the company		AS ON :		30/09/2015					
SR.NO	Name of the shareholder	Number of shares	Shares as a percentage of total number of shares (i.e., Grand Total (A)+(B)+(C) indicated in Statement at Para (I)(a) above)	Details of warrants	Details of convertible securities	Number of convertible securities held	As a % total number of warrants of the same class	% w.r.t. total number of convertible securities of the same class	Total shares (including underlying shares assuming full conversion of warrants and convertible securities) as a % of diluted share capital
1	NIL	0	0.00	0	0	0	0	0	0
	TOTAL	0	0.00	0	0	0	0	0	0



(I) (d) Statement showing details of locked in shares as on 30.9.2015

Sr. No.	Name of the shareholder	Category of shareholders (Promoter / Public)	Number of locked-in shares	Locked-in-shares as a percentage of total number of shares {i.e. Grand Total (A)+(B)+(C) indicated in Statement at para (I) (a) above}
1	NIL	NIL	0	0.00
	TOTAL		0	0.00

(II) (a) Statement showing details of Depository Receipts(DRs)

Sr. No.	Type of outstanding DR (ADRs, GDRs, SDRs, etc.)	Number of outstanding DRs	Number of shares underlying outstanding DRs	Shares underlying outstanding DRs as a percentage of total number of shares {i.e., Grad Total (A)+(B)+(C) indicated in Statement at para (I)(a) above}
1	GDR	0	0	0.00
	TOTAL		0	0.00

(II)(b) Statement showing Holding of Depository Receipts (DRs), where underlying shares held by "Promoter / Promoter group" are in excess of 1% of the total number of shares

Sr. No.	Name of the DR Holder	Type of outstanding DR (ADRs, GDRs, SDRs, etc.)	Number of shares underlying outstanding DRs	Shares underlying outstanding DRs as a percentage of total number of shares {i.e., Grand Total (A)+(B)+(C) indicated in Statement at para (I) (a) above}
1	NIL	NIL	0	0.00
	TOTAL		0	0.00

