



(1) (a) Statement Showing Shareholding Pattern

Name of the Company : INDOWIND ENERGY LIMITED

Scrip code : 532894

Name of the Scrip :
INDOWIND

Class of Security : Equity

Pre - Forfeiture

Shareholding Pattern As on : 31st March 2013

Partly paid-up shares

No. Of partly
paid-up shares

As a % of total
no. of partly
paid-up shares

As a % of total no. of
shares of the company

Held by Promoter/Promoters
group

0

0.00

0.00

Held by Public

0

0.00

0.00

Total

0

0.00

0.00

Outstanding convertible securities

Held by Promoter/Promoters
group

0

0.00

0.00

Held by Public

0

0.00

0.00

Total

0

0.00

0.00

Warrants

Held by Promoter/Promoters
group

0

0.00

0.00

Held by Public

0

0.00

0.00

Total

0

0.00

0.00


**Total paid-up capital of the
company assuming full
conversion of warrants and
convertible securities**

0

89741486

INDOWIND ENERGY LIMITED


S. DIRAVIAM
Company Secretary






Statement Showing Shareholding Pattern

Name of the Company :		INDOWIND ENERGY LIMITED						
Scrip Code :		532894	Quarter Ended :		31 st March 2013			
Category code	Category of Shareholder	Number of Share holders	Total number of shares	Number of shares held in dematerialized form	Total shareholding as a percentage of total number of shares		Shares pledged or otherwise encumbered	
					As a percentage of (A+B)	As a percentage of (A+B+C)	Number of Shares	As a Percentage (IX) = (VIII)/(IV)* 100
(I)	(II)	(III)	(IV)	(V)	(VI)	(VII)	(VIII)	(IX)
(A)	Promoter and Promoter Group							
1	Indian							
(a)	Individuals / Hindu Undivided Family	4	8553490	6012495	9.53	9.53	0	0.00
(b)	Central Government / State Government(s)	0	0	0	0.00	0.00	0	0.00
(c)	Bodies Corporate	4	21954670	17071516	24.46	24.46	4000000	18.22
(d)	Financial Institutions / Banks	0	0	0	0.00	0.00	0	0.00
(e)	Any Others(Specify)							
	Sub Total (A)(1)	8	30508160	23084011	34.00	34.00	4000000	13.11
2	Foreign							
a	Individuals (Non - Residents Individuals / Foreign Individuals)	0	0	0	0.00	0.00	0	0.00
b	Bodies Corporate	0	0	0	0.00	0.00	0	0.00
c	Institutions	0	0	0	0.00	0.00	0	0.00
d	Any Others(Specify)							
	Sub Total(A)(2)	0	0	0	0.00	0.00	0	0.00
	Total Shareholding of Promoter and Promoter Group (A)= (A)(1)+(A)(2)	8	30508160	23084011	34.00	34.00	4000000	13.11

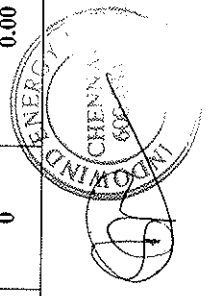


(B)	Public shareholding							
1	Institutions							
(a)	Mutual Funds / UTI	0	0	0	0.00	0.00	0	0.00
(b)	Financial Institutions / Banks	1	250000	250000	0.28	0.28	0	0.00
(c)	Central Government / State Government(s)	0	0	0	0.00	0.00	0	0.00
(d)	Venture Capital Funds	0	0	0	0.00	0.00	0	0.00
(e)	Insurance Companies	0	0	0	0.00	0.00	0	0.00
(f)	Foreign Institutional Investors	0	0	0	0.00	0.00	0	0.00
(g)	Foreign Venture Capital Investors	0	0	0	0.00	0.00	0	0.00
(h)	Any Other (specify)						0	0.00
	Sub-Total (B)(1)	1	250000	250000	0.28	0.28	0	0.00
2	Non-institutions						0	0.00
(a)	Bodies Corporate	583	11889125	11889125	13.25	13.25	0	0.00
(b)	Individuals							
I	Individuals -i. Individual shareholders holding nominal share capital up to Rs 1 lakh	38172	26967809	26966458	30.05	30.05	0	0.00
II	ii. Individual shareholders holding nominal share capital in excess of Rs. 1 lakh.	568	16676848	16676848	18.58	18.58	0	0.00
(c)	Trusts	1	50	50	0.0001	0.0001	0	0.00
(d)	Any Other (specify)							
(d-i)	Clearing Member	55	1515205	1515205	1.69	1.69	0	0.00
(d-ii)	NRI (Repat)	351	1895229	1895229	2.11	2.11	0	0.00
(d-iii)	Directors / Relative & Friends	12	39060	6600	0.04	0.04	0	0.00
	Sub-Total (B)(2)	39742	58983326	58949515	65.73	65.73	0	0.00
(B)	Total Public Shareholding (B)= (B)(1)+(B)(2)	39743	59233326	59199515	66.00	66.00	0	0.00
	TOTAL (A)+(B)	39751	89741486	82283526	100.00	100.00	4000000	4.46
(C)	Shares held by Custodians and against which Depository Receipts have been issued							
(c-i)	Promoter and Promoter Group	0	0	0	0.00	0.00	0	0.00
(c-ii)	Public	0	0	0	0.00	0.00	0	0.00
	GRAND TOTAL (A)+(B)+(C)	39751	89741486	82283526	100.00	100.00	4000000	4.46



(I)(b) Statement showing holding of securities (including shares, warrants, convertible securities) of persons belonging to the category Promoter and Promoter Group" as on 31st March 2013

Sr. No	Name of Shareholder	Total Shares held		Shares pledged or otherwise encumbered			Details of warrants		Details of convertible securities		
		Number	As a % of grand total (A)+(B)+(C)	Number	As a percentage $(VI)=(V)/(III)*100$	As a % of grand total (A)+(B)+(C) of sub-clause (I)(a)	Number of warrants held	As a % total number of warrants of the same class	Number of convertible securities held	% w.r.t total number of convertible securities of the same class	Total shares (including underlying shares assuming full conversion of warrants and convertible securities) as a diluted share
(I)	(II)	(III)	(IV)	(V)	(VI)	(VII)	(VIII)	(IX)	(X)	(XI)	(XII)
1	SUBUTHI FINANCE LTD	6421765	7.16	0	0.00	0.00	0	0.00	0	0.00	0
2	LOYAL CREDIT & INVESTMENTS LTD	8049571	8.99	4000000	49.69	4.46	0	0.00	0	0.00	0
3	K.V. BALA	5437495	6.06	0	0.00	0.00	0	0.00	0	0.00	0
4.	K.S.RAVINDRANATH	1784995	1.99	0	0.00	0.00	0	0.00	0	0.00	0
5	SUBUTHI INVESTMENTS PVT LIMITED	6988334	7.79	0	0.00	0.00	0	0.00	0	0.00	0
6	K V MANOHARAN	756000	0.84	0	0.00	0.00	0	0.00	0	0.00	0
7	K B PRATHADEVI	575000	0.64	0	0.00	0.00	0	0.00	0	0.00	0
8	INDUS CAPITAL PVT LTD	495000	0.55	0	0.00	0.00	0	0.00	0	0.00	0
	TOTAL	30508160	34.00	4000000	13.11	4.46	0	0	0.00	0	0.00

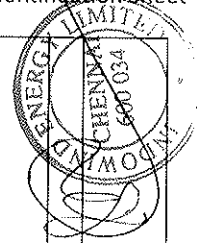


(I) (c) Statement showing holding of securities (including shares, warrants, convertible securities) of persons belonging to the category "Public" and holding more than 1% of the total number of shares as on 31st March 2013

Sr. No	Name of the Shareholder	Number of Shares	Shares as a percentage of total number of shares {i.e., Grand Total (A)+(B)+(C) indicated in Statement at Para (I) (a) above}	Total shares (including underlying shares assuming full conversion of warrants and convertible securities) as a % of diluted share capital	% w.r.t. total convertible securities of the same class	Details of convertible securities Number of warrants held	As a % total warrants of the same class	Number of convertible securities held
1	COMMENDAM INVESTMENTS P LTD	2430354	2.71	0	0.00	0	0.00	0
2	IFIC FINANCIAL SERVICES LTD	1256740	1.40	0	0.00	0	0.00	0
3	KARUMUTHU FINANCE LTD	1062408	1.18	0	0.00	0	0.00	0
	TOTAL	4749502	5.29	0	0.00	0	0.00	0

(II) (c) Statement showing holding of securities (including shares, warrants, convertible securities) of persons (together with PAC) belonging to the category "Public" and holding more than 5% of the total number of shares of the Company

SR.NO	Name of the shareholder	AS ON :	31/12/2012	Number of shares	Shares as a percentage of total number of shares {i.e., Grand Total (A)+(B)+(C) indicated in Statement at Para (I)(a) above}	Details of warrants	Number of warrants held	As a % total warrants of the same class	Details of convertible securities	Number of convertible securities held	% w.r.t. total number of convertible securities of the same class	Total shares (including underlying shares assuming full conversion of warrants and convertible securities) as a % of diluted share capital
1	NIL			0	0.00		0	0		0	0	0
	TOTAL			0	0.00		0	0		0	0	0



(I) (d) Statement showing details of locked in shares as on 31.03.2013

Sr. No.	Name of the shareholder	Category of shareholders (Promoter / Public)	Number of locked-in shares	Locked-in-shares as a percentage of total number of shares {i.e. Grand Total (A)+(B)+(C) indicated in Statement at para (I) (a) above}
1	SUBUTHI INVESTMENTS (P) LTD	PROMOTER GROUP	2000000	2.23
	TOTAL		2000000	2.23

(II) (a) Statement showing details of Depository Receipts(DRs)

Sr. No.	Type of outstanding DR (ADRs, GDRs, SDRs, etc.)	Number of outstanding DRs	Number of shares underlying outstanding DRs	Shares underlying outstanding DRs as a percentage of total number of shares {i.e., Grad Total (A) +(B)+(C) indicated in Statement at para (I)(a) above}
1	GDR	0	0	0.00
	TOTAL		0	0.00

(II)(b) Statement showing Holding of Depository Receipts (DRs), where underlying shares held by "Promoter / Promoter group" are in excess of 1% of the total number of shares

Sr. No.	Name of the DR Holder	Type of outstanding DR (ADRs, GDRs, SDRs, etc.)	Number of shares underlying outstanding DRs	Shares underlying outstanding DRs as a percentage of total number of shares {i.e., Grand Total (A)+(B)+(C) indicated in Statement at para (I) (a) above}
1	NIL	NIL	0	0.00
	TOTAL		0	0.00

